























Event - Asia Pacific F3K Open 2018 - Singapore Edition

Event Dates	2018-08-24 to 2018-08-26	Location	Singapore - Tuas South Ave 10 - Singapore, SG
Event Type	F3K Hand Launch	Event Contest Director	Vincent Loh

Event Rounds (1-10) Overall Classification

Completed Rounds (1 Drop In Effect)
















#	Bib	Pilot Name	FAI	FAI License	Total	Diff	Round 1	Round 2	Round 3	Round 4	Round 5	Round 6	Round 7	Round 8	Round 9	Round 10	Sub	Drop	Pen	Percent
1	22	Joe Wurts 	nzl9725		13957		985	1000	995	1000	1000	1000	1000	925	1000	1000	14882	925		100%
2	24	Peter Williams 			13638	-319	1000	895	993	1000	823	1000	993	940	996	1000	14382	744		98%
3	23	Kevin Botherway 	NZL7554		13497	-141	1000	1000	1000	1000	878	1000	879	1000	874	1000	14347	850		97%
4	17	汤志高 Zhi Gao Tang 			13347	-150	988	922	1000	911	0	947	1000	1000	1000	1000	13347			96%
5	44	Steve Qian Yuanbin 钱元彬 			13338	-9	820	994	975	1000	978	1000	977	734	841	1000	14069	731		96%
6	14	Marcus Stent 			13158	-180	987	996	995	982	869	1000	885	500	928	771	13658	500		94%
7	18	唐豪 Hao Tang 			13003	-155	1000	1000	1000	958	875	1000	793	1000	931	1000	13634	631		93%
8	19	吴宇辉 Yu Hui Wu 	CHN-A440599		12992	-11	871	924	1000	926	892	1000	667	1000	881	1000	13659	667		93%
9	3	Vincent Tan 		SIN-605	12842	-150	819	997	993	936	735	1000	905	494	852	1000	13336	494		92%
10	46	尹伟明 Wei Ming Yin 			12781	-61	820	924	993	933	929	927	1000	738	1000	771	13384	603		92%
11	38	Yoshihiro Kurita 			12738	-43	863	959	968	915	1000	1000	1000	740	937	771	13478	740		91%
12	9	Yoshihisa Kojima 			12536	-202	847	985	983	976	590	1000	998	1000	856	1000	13147	511	100	90%
13	20	蔡旭明 Xu Ming Cai 	CHN-A310327		12457	-79	864	1000	980	1000	669	1000	691	927	894	771	13126	669		89%
14	42	徐志俊 Zhi Jun Xu 			12147	-310	1000	903	998	950	735	603	1000	809	867	771	12720	573		87%
15	2	Janson Lau 			12128	-19	938	889	988	1000	821	737	935	800	654	771	12809	581	100	87%
16	26	Andrew Hiscock 			12004	-124	804	876	976	741	725	1000	469	1000	913	771	12573	469	100	86%
17	16	Clive Warman 			11989	-15	975	963	980	757	753	1000	524	806	878	771	12422	433		86%
18	41	Yoichi Kajiro 			11958	-31	973	938	909	769	966	993	847	846	826	771	12451	393	100	86%
19	13	Jon Day 			11822	-136	820	943	997	886	805	1000	699	708	1000	771	12127	205	100	85%
20	40	Masayoshi Sekine 			11778	-44	816	774	976	783	1000	1000	833	985	814	1000	12163	385		84%
21	15	Andrew Meyer 			11754	-24	925	832	968	791	755	540	621	710	668	771	12294	540		84%
22	29	Eric Jen 			11562	-192	933	861	981	715	990	1000	1000	715	691	771	11937	375		83%

23	1	Sherwin Choo			11561	-1	873	841	978	870	1000	510	841	713	978	1000	11978	417	83%
24	21	陈懋瑞 Mao Rui Chen			11338	-223	970	900	966	730	846	1000	548	538	749	571	11876	538	81%
25	30	Yu Min Jhu			11085	-253	806	729	953	569	822	907	778	500	965	571	11085		79%
26	39	Tatsuya Iyobe			11065	-20	997	766	919	907	836	220	637	722	846	571	11285	220	79%
27	6	Francis Choo	SIN-603		11020	-45	866	774	901	744	615	1000	625	679	820	771	11211	191	79%
28	32	虞哥 Alan To			10968	-52	914	654	804	930	786	1000	767	713	621	771	11201	233	79%
29	27	Steve Warner			10882	-86	717	839	840	762	962	980	657	746	801	771	11108	226	78%
30	12	彭家辉 Michael Pang			10705	-177	723	976	938	915	615	1000	798	413	946	571	10983	278	77%
31	31	昇哥 Ray HS Lin			10617	-88	640	899	992	774	484	590	1000	492	604	1000	11098	481	76%
32	7	Jonathan Yeo			10262	-355	757	605	992	658	502	1000	444	915	689	771	10673	411	74%
33	28	小何 Arrow Ho			10212	-50	723	765	983	746	334	1000	591	575	0	771	10312	100	73%
34	45	Ying Hang Zhou			10176	-36	739	906	875	667	535	1000	793	379	685	771	10482	306	73%
35	5	Ronald Yong			10076	-100	811	759	966	668	465	1000	868	606	785	571	10352	276	72%
36	25	Kevin Campbell			10042	-34	708	853	865	578	753	1000	607	667	745	571	10408	366	72%
37	11	Vincent Lee TM			9967	-75	596	791	600	518	899	1000	739	706	757	571	10461	494	71%
38	8	erik beertema			9768	-199	594	677	784	585	780	543	667	615	849	771	10105	337	70%
39	37	Chotiwiutti Innadda			9756	-12	849	807	983	802	986	1000	804	490	882	771	9756		70%
40	33	Tanadej Leelasantadkul			9393	-363	634	705	900	619	779	457	539	954	639	571	9744	351	67%
41	35	Pramuk Suvarnapradip			8950	-443	810	712	755	528	267	1000	573	288	770	571	9217	267	64%
42	34	Somchai Thethong			8163	-787	608	722	672	648	472	233	726	519	709	571	8335	172	58%
43	36	Piyawat Meerersom			7727	-436	522	521	618	431	403	593	669	548	526	571	7958	231	55%
44	10	Joe Yap			7605	-122	0	0	0	0	0	1000	917	692	867	771	7605		54%
45	43	胡朗星 Lang Xing Hu			0	-7605	0	0	0	0	0	0	0	0	0	0	0		0%
46	4	Kok Yong Neo			0		0	0	0	0	0	0	0	0	0	0	0		0%

Event Rounds (11-15) Overall Classification

Completed Rounds (1 Drop In Effect)															
#	Bib	Pilot Name	FAI	FAI License	Total	Diff	Round 11	Round 12	Round 13	Round 14	Round 15	Sub	Drop	Pen	Percent
1	22	Joe Wurts	nzl9725		13957		1000	977	1000	1000	1000	14882	925		100%

2	24	Peter Williams 🇺🇸		13638	-319	1000	1000	744	1000	998	14382	744	98%	
3	23	Kevin Botherway 🇺🇸	NZL7554	13497	-141	955	911	850	1000	1000	14347	850	97%	
4	17	汤志高 Zhi Gao Tang 🇨🇳		13347	-150	1000	660	919	1000	1000	13347		96%	
5	44	Steve Qian Yuanbin 钱元彬 🇨🇳		13338	-9	866	1000	897	1000	990	14069	731	96%	
6	14	Marcus Stent 🇺🇸		13158	-180	829	1000	1000	928	988	13658	500	94%	
7	18	唐豪 Hao Tang 🇨🇳		13003	-155	634	885	850	711	1000	13634	631	93%	
8	19	吴宇辉 Yu Hui Wu 🇨🇳	CHN-A440599	12992	-11	1000	940	686	911	961	13659	667	93%	
9	3	Vincent Tan 🇸🇬	SIN-605	12842	-150	907	900	972	850	976	13336	494	92%	
10	46	尹伟明 Wei Ming Yin 🇨🇳		12781	-61	981	970	600	822	973	13384	603	92%	
11	38	Yoshihiro Kurita 🇯🇵		12738	-43	859	784	906	835	941	13478	740	91%	
12	9	Yoshihisa Kojima 🇯🇵		12536	-202	821	754	511	1000	826	13147	511	100	90%
13	20	蔡旭明 Xu Ming Cai 🇨🇳	CHN-A310327	12457	-79	927	1000	693	739	971	13126	669	89%	
14	42	徐志俊 Zhi Jun Xu 🇨🇳		12147	-310	994	570	826	752	939	12720	573	87%	
15	2	Janson Lau 🇸🇬		12128	-19	932	834	504	998	931	12809	581	100	87%
16	26	Andrew Hiscock 🇺🇸		12004	-124	813	760	839	959	927	12573	469	100	86%
17	16	Clive Warman 🇺🇸		11989	-15	430	751	1000	1000	831	12422	433	86%	
18	41	Yoichi Kajiro 🇯🇵		11958	-31	735	967	735	800	976	12451	393	100	86%
19	13	Jon Day 🇺🇸		11822	-136	734	803	858	715	988	12127	205	100	85%
20	40	Masayoshi Sekine 🇯🇵		11778	-44	907	685	558	656	976	12163	385	84%	
21	15	Andrew Meyer 🇺🇸		11754	-24	964	911	1000	917	921	12294	540	84%	
22	29	Eric Jen 🇹🇼		11562	-192	561	817	075	617	910	11937	375	83%	
23	1	Sherwin Choo 🇸🇬		11561	-1	734	611	417	735	877	11978	417	83%	
24	21	陈懋瑞 Mao Rui Chen 🇨🇳		11338	-223	631	965	831	778	853	11876	538	81%	
25	30	Yu Min Jhu 🇹🇼		11085	-253	624	864	997	1000	0	11085		79%	
26	39	Tatsuya Iyobe 🇯🇵		11065	-20	469	770	965	817	843	11285	220	79%	
27	6	Francis Choo 🇸🇬	SIN-603	11020	-45	560	751	931	404	983	11211	191	79%	
28	32	庾哥 Alan To 🇹🇼		10968	-52	842	699	200	563	904	11201	233	79%	
29	27	Steve Warner 🇺🇸		10882	-86	226	642	460	772	933	11108	226	78%	
30	12	彭家辉 Michael Pang 🇮🇸		10705	-177	622	694	589	270	905	10983	278	77%	
31	31	昇哥 Ray HS Lin 🇹🇼		10617	-88	568	677	697	881	803	11098	481	76%	

32	7	Jonathan Yeo 			10262	-355	736	667	434	848	688		10673	411		74%
33	28	小何 Arrow Ho 			10212	-50	850	760	575	815	824		10312		100	73%
34	45	Ying Hang Zhou 			10176	-36	579	830	742	650	931		10482	306		73%
35	5	Ronald Yong 			10076	-100	276	634	439	657	847		10352	276		72%
36	25	Kevin Campbell 			10042	-34	732	376	366	648	939		10408	366		72%
37	11	Vincent Lee TM 			9967	-75	512	762	494	669	847		10461	494		71%
38	8	erik beertema 			9768	-199	827	563	714	337	799		10105	337		70%
39	37	Chotiwiutti Innadda 			9756	-12	605	777	0	0	0		9756			70%
40	33	Tanadej Leelasantadkul 			9393	-363	667	596	434	1000	853		9744	351		67%
41	35	Pramuk Suvarnapradip 			8950	-443	520	699	523	417	784		9217	267		64%
42	34	Somchai Thetthong 			8163	-787	458	568	478	476	775		8335	172		58%
43	36	Piyawat Meerersom 			7727	-436	629	524	517	234	655		7958	231		55%
44	10	Joe Yap 			7605	-122	751	482	861	431	833		7605			54%
45	43	胡朗星 Lang Xing Hu 			0	-7605	0	0	0	0	0		0			0%
46	4	Kok Yong Neo 			0		0	0	0	0	0		0			0%

Signature :

Date :